

Resident-Centric Report

A Report to Our Residents | Fiscal Year 2024

"A healthy Bainbridge Island, now and for future generations."



About This Report

This report summarizes the City of Bainbridge Island's accomplishments, operating outcomes, and planned investments. This annual report is intended to simplify the communication between the government and its residents.

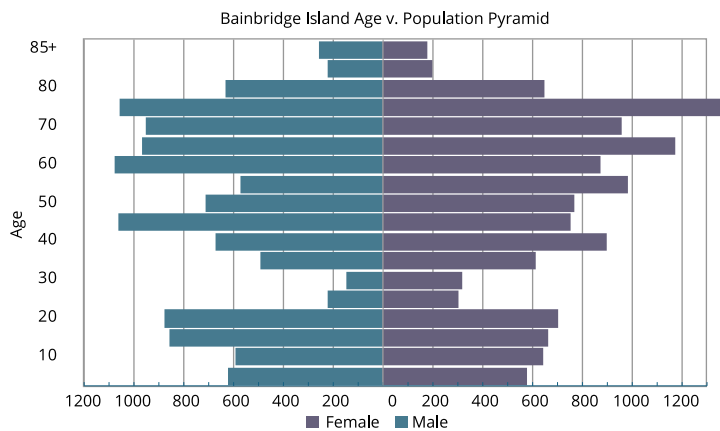
Who We Are

Bainbridge Island is a vibrant, diverse community of over 25,000 citizens, 53 miles of shoreline, and 27 square miles of farms, wineries, parks and hiking trails, scenic vistas and marinas, and local arts.

The City of Bainbridge Island provides Public Works, Planning and Community Development, Finance, Municipal Court, and Police services as a Council-Manager government. Our seven, non-partisan elected City Council members, our City Manager, and our 141 City employees strive to "serve and respond with skill, trust, and care."




Our Demographics (Source: U.S. Census Data)



	2022	2023	2024
Population (OFM)	25,060	25,180	25,330
Single Family Residence Average Sale Price (Redfin)	\$1.465m	\$1.430m	\$1.474m
Number of Households (OFM)	10,239	10,281	10,334
Median Age (US Census)	49	49	49
Public School Enrollment (BIPS)	3,521	3,486	3,445
Unemployment Rate (BLS)	3.6%	2.6%	3.6%

Council Priorities


AFFORDABLE HOUSING

Identify opportunities for affordable housing. 


COMMUNICATIONS

Design and develop an improved City of Bainbridge Island website (through 2025). 


CLIMATE

Execute upon key initiatives outlined in the Climate Action Plan, such as providing waste reduction education and drafting electric vehicle and emissions free lawn tools code. 


EQUITY

Implement a racial equity toolkit to be applied to City of Bainbridge Island processes. 

CITY PLANNING

Adopt a new Comprehensive Plan and resolve the permit backlog. 

TRANSPORTATION AND GROUNDWATER

Invest in non-motorized transportation improvements, adopt an updated groundwater management plan, and implement a new road preservation funding plan. 

2024 Strategic Accomplishments

AFFORDABLE HOUSING



- Generated \$800,000 of revenue for the Affordable Housing Fund
- Used \$2 million to support the HRB and Oliver Housing Project
- Issued RFQ for Affordable Housing Developer to develop 625 Winslow Way site

COMMUNICATIONS



- Grew readership by 13% for City Highlight
- Awarded 1st place at the 2024 Blue Pencil and Gold Screen Awards for Ted Spearman film

CLIMATE



- Conducted search and hiring process for Climate and Sustainability Manager
- Added 3 electric vehicles into the city fleet
- Earmarked \$80,000 of annual funding for electric vehicle charging stations
- Collected applications for Ted Spearman Justice Center Climate Offset Program

EQUITY



- Created an Equity Toolkit for city projects and initiatives

CITY PLANNING



- Reduced the average permit turnaround from 123 to 48 days
- Continued process to keep the Comprehensive Plan up to date and relevant

TRANSPORTATION AND GROUNDWATER



- Completed the bundled Madison Avenue project
- Met regularly to draft the Groundwater Management Plan
- Constructed bike corral in downtown Winslow
- Removed 369 cubic yards of waste from Bainbridge Island streets

Program Trends

	2021	2022	2023	2024
Affordable Housing Sales Tax Revenue	X	\$623,010	\$799,484	\$785,985
Average Estimated BI Rent (1-Bed)	\$1,950	\$2,050	\$2,145	\$2,345
City Employees (FTE)	136	141	143	141
No. of Public Records Requests	952	869	878	923
Hits on City Website	517,210	591,818	191,135	178,390
Street Shoulder Cleanup (cubic yds)	282	323	259	369
Number of Electric Vehicles in Fleet	0	1	3	6
# of Staff DEI Training Opportunities	DEI Program Est. 2022	4	6	7
Staff DEI Training Attendance	DEI Program Est. 2022	126	357	145
Average Permit Turnaround (in days)	83	73	123	48
Building Permits Issued	781	787	755	686
Street Waste Removed (Cubic Yards)	282	323	259	369
Stormwater Culverts Inspected	402	409	378	250
Stormwater Culverts Cleaned	7	39	226	150

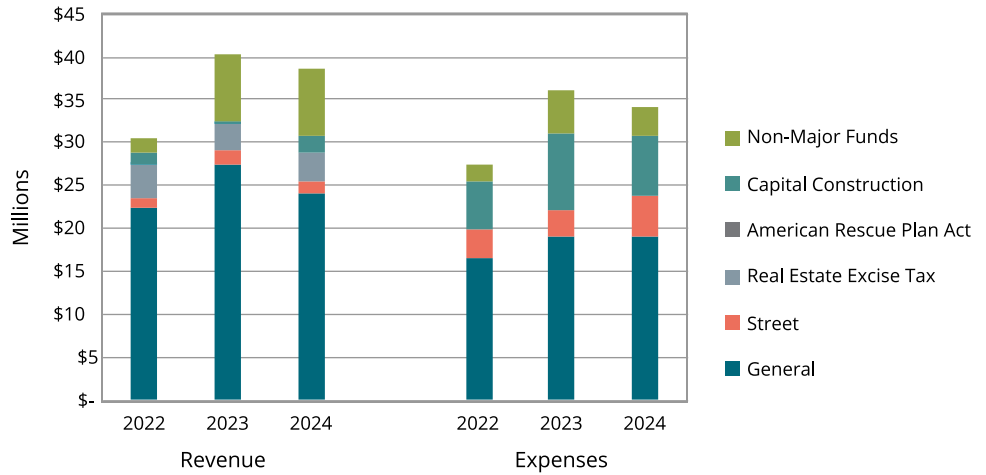
What do you want reported on this page? Let us know! Contact the finance department at finance@bainbridgewa.gov

How Do We Spend? | Revenues & Expenses



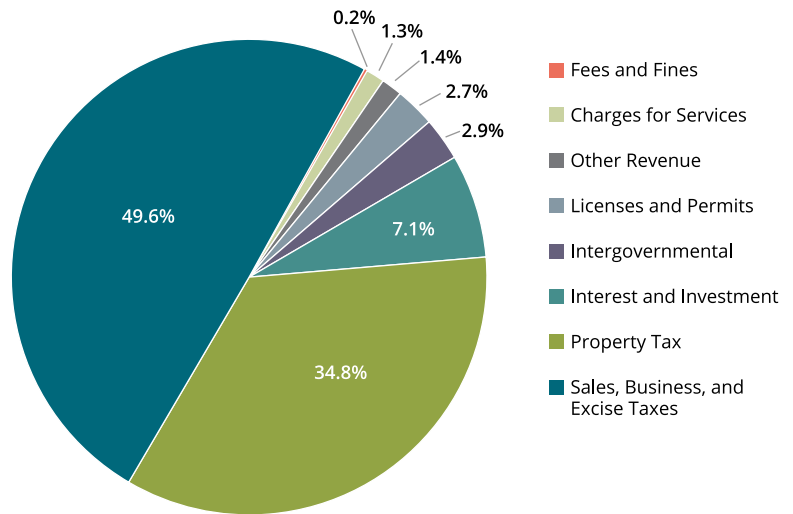
An independent audit of the City's financial statements was conducted by the Office of the Washington State Auditor, Pat McCarthy, resulting in a clean audit opinion for FY2024. Complete financial information can be found in the Annual Comprehensive Financial Report available on the City's website at <http://www.bainbridgewa.gov>

Governmental Funds

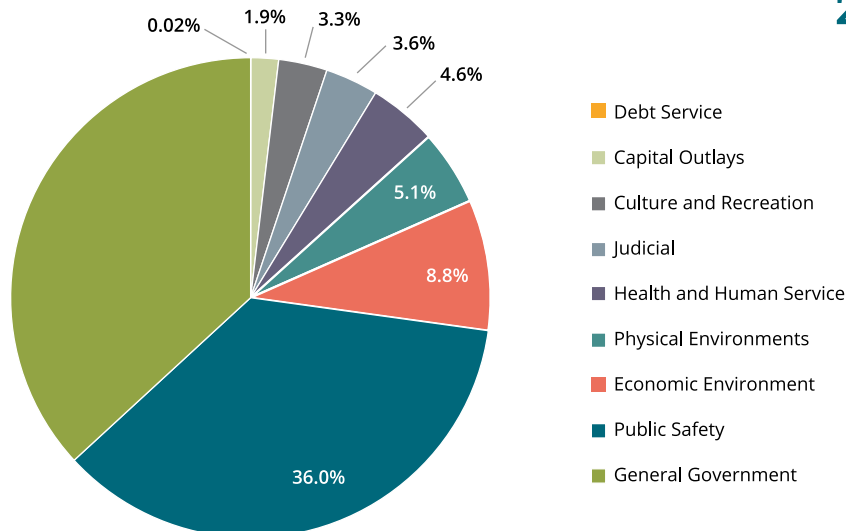


2024 General Fund Revenues

Fees and Fines	\$50,000
Charges for Services	\$305,000
Other	\$345,000
Licenses and Permits	\$656,000
Intergovernmental	\$707,000
Interest and Investment	\$1,703,000
Property Taxes	\$8,405,000
Sales, Business, and Excise Taxes	\$11,979,000
Total	\$24,150,000



2024 General Fund Expenses



Debt Services	\$4,000
Capital Outlay	\$355,000
Culture and Recreation	\$627,000
Judicial	\$684,000
Health and Human Services	\$878,000
Physical Environment	\$973,000
Economic Environment	\$1,688,000
Public Safety	\$6,887,000
General Government	\$7,056,000
Total	\$19,151,000

What's Next? | Future Investments

HOUSING

- Continue affordable housing project work on on 625 Winslow Way



COMMUNICATIONS

- Improve the City's website with \$100,000 budget



CLIMATE

- Install electric vehicle charging stations at City Hall, the public works maintenance facility, and the Ted Spearman Justice Center
- Complete the climate action progress report
- Install solar panels at Woodward Middle School as part of the Ted Spearman Climate Offset Program



EQUITY

- Utilize the equity toolkit on city projects
- Work on ADA Transition Plan with \$100,000 budget



CITY PLANNING

- Employ hourly contract permit expeditor with \$65,000 budget



TRANSPORTATION AND GROUNDWATER

- Complete the Eagle Harbor Fish Passage project at Cooper Creek
- Provide non-motorized improvement along Bucklin Hill and Lynwood Center roads
- Use the RAISE Grant awarded for planning the Sound to Olympics Trail
- Maintain \$1 million allocated to provide road preservation on 282 lane miles of Bainbridge Island streets
- Complete the Winslow High Water Tank Project



Bainbridge Island City Council



Ashley Mathews
South Ward



Joe Deets
North Ward



Kirsten Hytopoulos
At Large



Clarence Moriwaki
Central Ward



Brenda Fantroy-Johnson
North Ward



Leslie Schneider
Central Ward



Jon Quitslund
South Ward

Stay Connected



280 Madison Avenue North
Bainbridge Island, WA 98110



Weekly Updates on City topics: bainbridgewa.gov/500



This report is prepared in accordance with the AGA Citizen-Centric reporting standards.