



CITY OF
BAINBRIDGE ISLAND

Resident-Centric Report | A Report to Our Residents

Fiscal Year 2022

*"A healthy Bainbridge Island,
now and for future generations."*

- ABOUT THIS REPORT -

This report summarizes the City of Bainbridge Island's accomplishments, operating outcomes, and planned investments. This annual report is intended to simplify the communication between the government and its residents.

- WHO WE ARE -

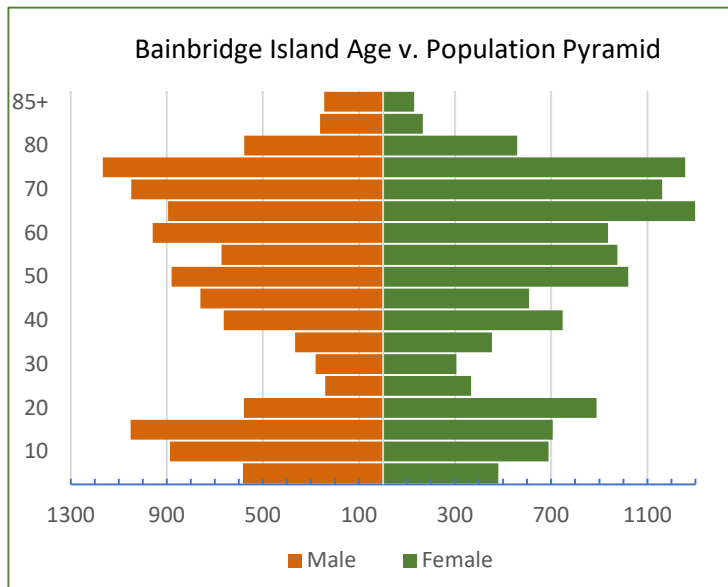
Bainbridge Island is a vibrant, diverse community of over 25,000 citizens, 56 miles of shoreline, and an area of 27 square miles. Features of this multi-faceted island include farms, wineries, parks, hiking trails, marinas, and local arts.

The City of Bainbridge Island provides Public Works, Planning and Community Development, Finance, Municipal Court, and Police services as a Council-Manager government. Our seven, non-partisan elected City Council members, our City Manager, and our 142 City employees strive to *"serve and respond with skill, trust, and care."*



- STRATEGIC CATEGORIES -

- OUR DEMOGRAPHICS -



	2020	2021	2022
Population	24,825	24,930	25,060
Single Family Residence Median Sale Price	\$835,00	\$1,235,000	\$1,650,000
Number of Households	10,157	10,205	10,267
Median Age	49.7	49.2	Not avail.
Public School Enrollment	3,560	3,607	3,521
Unemployment Rate	6.3%	6.1%	3.6%

SAFETY

Plan for a safe city where residents, city officials, and law enforcement work together in an environment of accountability and trust.



COMMUNITY

Encourage a welcoming and open populace and a diversified and vibrant local economy.



ACCOUNTABILITY

Promote good governance and an island culture of citizenship, stewardship, and civic engagement.



MOBILITY

Build reliable infrastructure and connected mobility that encourages physical activity such as biking and walking while also respecting the Island's scenic qualities.



CLIMATE AND NATURAL RESOURCES

Grow a green, well-planned, and environmentally sustainable community.



LAND USE AND HOUSING

Nurture a healthy and attractive community including a focus on the quality of the built environment through progressive development regulations and reviews.



HOW ARE WE DOING? | KEY INDICATORS

- 2022 STRATEGIC ACCOMPLISHMENTS -

SAFETY

- High School Road safety improvements completed
- Contract awarded for Police and Municipal Court building renovation

MOBILITY

- Sustainable Transportation Plan adopted
- Proposal for regional and county-wide federal grants for transportation projects

COMMUNITY

- Six disaster hubs evaluated for solar installation and battery storage
- Partnership developed for public art on the Sound to Olympics Trail
- Human Services Funding cycle awarded a total of \$660,000 to 12 local organizations

CLIMATE AND NATURAL RESOURCES

- Waste reduction and limit on single-use plastics program launched
- Electric Vehicle charging stations/car share grant project
- Sustainability Outreach Coordinator position initiated







ACCOUNTABILITY

- American Public Works Association Certification received
- Conducted National Community Survey
- Annual Comprehensive Financial Report awarded Certificate of Excellence

LAND USE AND HOUSING


- Winslow Subarea Plan update started
- 0.10% additional sales tax for affordable housing implemented
- Housing Action Plan developed

- PROGRAM TRENDS -


		2018	2019	2020	2021	2022
	<i>Police Calls for Service</i>	21,752	14,943	10,297	9,409	10,046
	<i>Traffic Violations</i>	624	325	146	148	242
	<i>Emergency Management Volunteers</i>	0	152	239	640	690
	<i>Total Assessed Property Value</i>	\$7,542m	\$8,406m	\$9,222m	\$9,563m	\$10,285m
	<i>City Employees (FTE)</i>	126	135	137	136	141
	<i>No. of Public Records Requests</i>	1128	1165	909	952	869
	<i>Hits on City Website</i>	218,716	242,888	419,716	517,210	591,818
	<i>Street Shoulder Cleanup (cubic yds)</i>	463	640	430	282	323
	<i>Miles of Developed Trails Added</i>	1.23	1.69	1.87	0.44	1.21
	<i>Active Water Connections</i>	2,671	2,745	2,819	2,827	2,837
	<i>Stormwater Culverts Inspected</i>	228	177	323	402	409
	<i>Stormwater Culverts Cleaned</i>	53	13	20	7	39
	<i>Land Use Permits Issued</i>	285	278	262	249	271
	<i>Building Permits Issued</i>	774	737	725	809	883

What do you want reported on this page? **Let us know!**
Contact the finance department at finance@bainbridgewa.gov

HOW DO WE SPEND? | REVENUES & EXPENSES

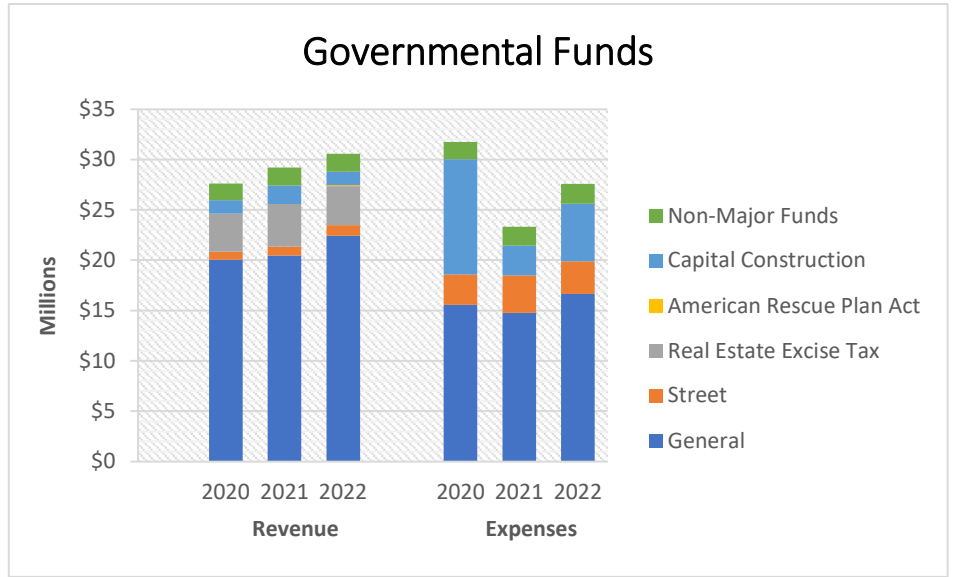


Certificate of Achievement
FOR EXCELLENCE IN
Financial Reporting



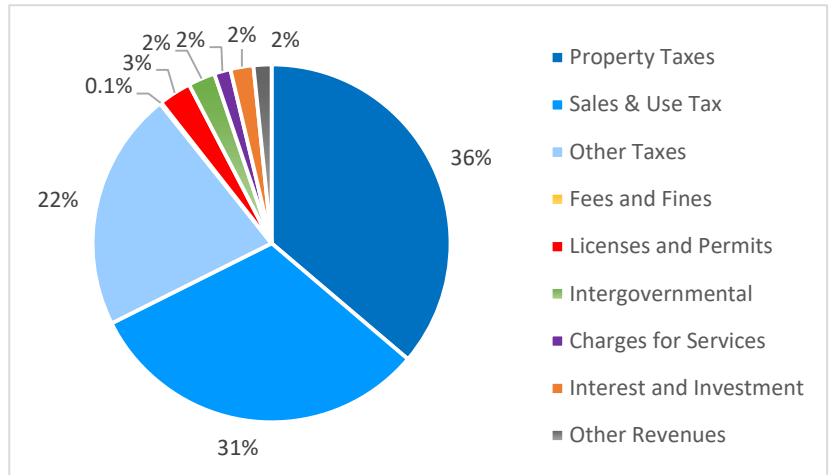
Distinguished Budget Award
PRESENTATION

An independent audit of the City's financial statements was conducted by the Office of the Washington State Auditor, Pat McCarthy, resulting in a **clean audit opinion for FY2021**. Complete financial information can be found in the Annual Comprehensive Financial Report available on the City's website at <http://www.bainbridgewa.gov>

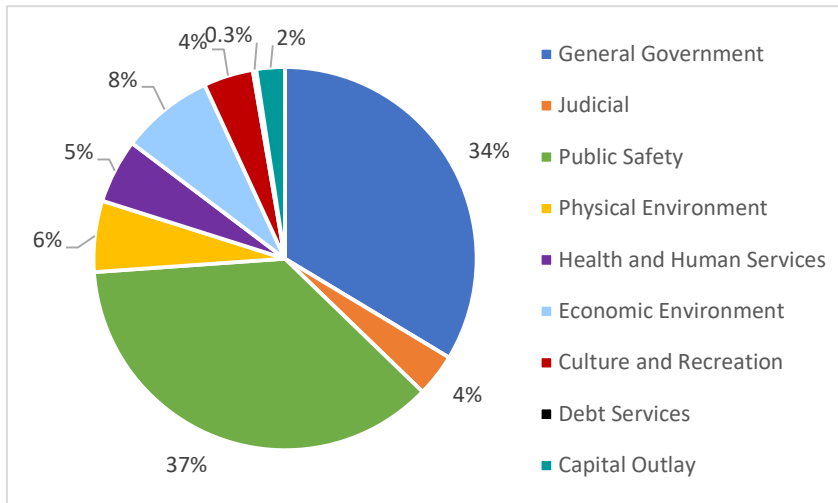


- GENERAL FUND REVENUES -

Property Taxes	\$8.1m
Sales & Use Tax	\$7.0m
Other Taxes	\$4.9m
Fees and Fines	\$0.03m
Licenses and Permits	\$0.7m
Intergovernmental	\$0.6m
Charges for Services	\$0.3m
Interest and Investment	\$0.5m
Other	\$0.3m
Total	\$22.4m



- GENERAL FUND EXPENSES -



General Government	\$5.6m
Judicial	\$0.6m
Public Safety	\$6.1m
Physical Environment	\$1.0m
Health and Human Services	\$0.9m
Economic Environment	\$1.3m
Culture and Recreation	\$0.7m
Debt Services	\$0.05m
Capital Outlay	\$0.4m
Total	\$16.6m

WHAT'S NEXT? | FUTURE INVESTMENTS

- 2023-2024 BUDGET HIGHLIGHTS -

SAFETY

- Five new Public Works staff positions to address the deficit in street and facilities maintenance



COMMUNITY

- \$125,000 for the Comprehensive Plan update
- \$660,000 for Health, Housing, and Human Services funding award cycle



ACCOUNTABILITY

- One new position to support the City Council's commitment to issues associated with Equity and Inclusion
- Conversion of a temporary Public Records Analyst position to a part-time Public Records Analyst position with benefits



MOBILITY

- One new position and additional \$40,000 in funding for programmatic, service and policies for the Sustainable Transportation Plan
- Increase budget to \$1 million annually for pavement maintenance for the City's 270 lane miles of streets, and add one new position



CLIMATE AND NATURAL RESOURCES

- Ongoing support for Climate Action Implementation - \$100,000 in each year for a total of \$200,000
- \$170,000 in grant resources for Sea Level Rise and Shoreline Management Plan



LAND USE AND HOUSING

- \$250,000 dedicated to the Winslow Subarea Plan



- BAINBRIDGE ISLAND CITY COUNCIL -



Brenda Fantroy-Johnson
Mayor 2023
North Ward

Joe Deets
North Ward

Kirsten Hytopoulos
At Large

Clarence Moriwaki
Central Ward

Michael Pollock
South Ward

Leslie Schneider
Central Ward

Jon Quitslund
South Ward



280 Madison Avenue North
Bainbridge Island, WA 98110

STAY CONNECTED:



Weekly Updates on City topics: bainbridgewa.gov/500



This report is prepared in accordance with the AGA Citizen-Centric reporting standards.