



**City of Bainbridge Island Human Services Grant
Annual Report 2022
Bainbridge Youth Services**

2022 Summary

Program	Number of unique clients served/ program	% BI Residents	Number of BI residents
One on One Counseling program (youth)	238	85%	202
Service Club	17	100%	17
Group Support (youth)	12	0	0
Social Media Outreach contacts	1,026 Instagram Followers, 1.2K Facebook	95% estimate	1,140
Tutoring Program	171	95% estimate	162
Silver Tech Tutoring	17	100%	17
Work Exploration Program	173 jobs sent via Jobs Board	95% estimate	164
Work Ready Bainbridge	13	100%	13

Total Served	youth 2,261	% estimate	Youth
---------------------	----------------	------------	-------

Foot Traffic

# of youth who entered BYS	J	F	M	A	M	J	J	A	S	O	N	D
	725	550	922	719	821	467	98	113	1053	929	812	678

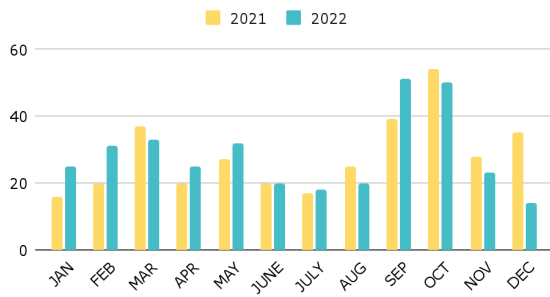
Youth Programs

Counseling

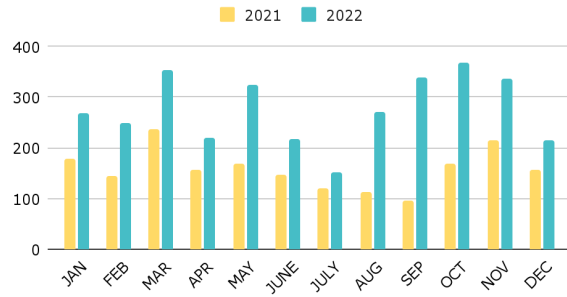
	J	F	M	A	M	J	J	A	S	O	N	D
# of counselors	5	5	5	5	5	5	4	4	5	5	5	5
# of counseling interns	4	4	4	3	3	3	1	1	1	1	1	1
# of appt requests	25	31	33	25	32	20	18	20	51	50	23	14
# of initial appts	23	14	17	9	16	9	13	14	21	18	8	3
# of intake appts	21	10	18	6	8	7	8	14	12	10	8	3
# of walk-in appts	2	13	6	1	7	1	0	0	1	1	3	1
Total counseling hours	267.3	249.5	352.25	219.5	324.25	216.25	152	271	339	367	336	215
Total # of counseling appts	215	212	321	185	255	158	104	132	146	187	163	101
Total # of clients served	92	104	106	87	103	73	52	56	60	79	67	56
# of clts that are BI residents	72	82	85	76	86	61	47	52	52	67	56	48
# of clients discharged	7	4	15	7	11	48	14	8	7	12	25	4

Support Groups: A few youth requested a grief and loss group and we put one together for a few weeks.

Appointment Requests



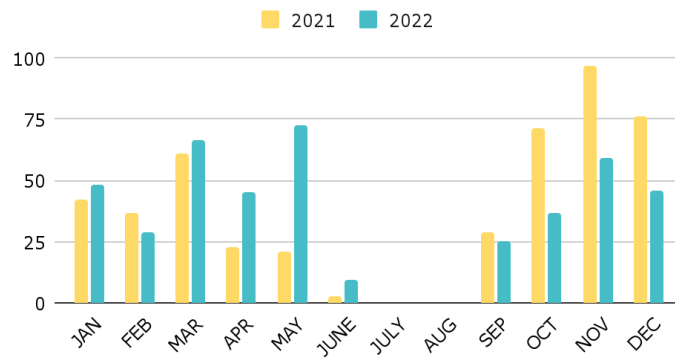
Counseling Hours



Peer Tutoring

	J	F	M	A	M	J	J	A	S	O	N	D
New Tutoring Requests	14	10	18	10	7	0	0	0	25	31	21	5
# Tutors	26	9	23	18	20	8	0	0	5	10	26	27
# Students	31	13	28	21	36	8	0	0	5	15	36	35
Hours for Peer Tutoring	48.5	29	66.5	45.25	72.25	9.5	0	0	10	36.5	59.25	45.75

Tutoring Hours



Service Club

	J	F	M	A	M	J	J	A	S	O	N	D
# of group members	12	12	12	12	12	12	0	0	20	18	17	17
# of meetings	5	3	4	3	4	1	0	0	2	5	4	2

	J	F	M	A	M	J	J	A	S	O	N	D
# of service activities completed	1.5	3	2	2	4	1	0	0	0	2	2	2

Jobs Board

	J	F	M	A	M	J	J	A	S	O	N	D
# of jobs sent	9	11	21	26	28	35	23	20	27	16	14	9
# of youth subscribed to Jobs Board	665	678	682	682	702	710	713	683	695	703	711	711

SilverTech

	J	F	M	A	M	J	J	A	S	O	N	D
# of youth volunteers	0	0	6	5	5	3	0	0	3	6	5	3
Volunteer hours	0	0	14	12	16	6	0	0	6	18	19	6
# of seniors served	0	0	8	6	4	5	0	0	3	9	8	3

Work Ready Bainbridge

This year we started our plot program with BI Chamber of Commerce called Work Ready Bainbridge. We employed 13 youths with work experience.