

INSTRUCTIONS ON USING ZOOM VIDEO FOR COURT HEARINGS

USING A COMPUTER OR LAPTOP WITH CAMERA:

Go to website address: zoom.us, click on Resources and “Download Zoom Client.” Choose “Zoom Client for Meetings”. (The Zoom installer.exe will appear in the bottom of your screen if you haven’t already downloaded it). Click on it to run or open it.

There will be a meeting code and password *for your assigned court date and session*. You do not have to create a login or an account to use Zoom.

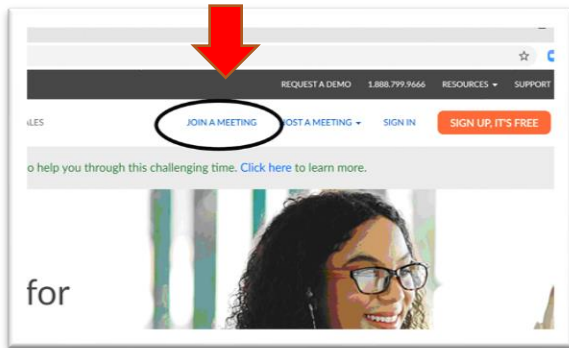
CONNECT TO ZOOM WITH EMAIL LINK:

If you are joining Zoom by video and have received an email from the Court with the Zoom Meeting Link, **CLICK ON THE LINK in the email**. Download the Zoom client when prompted. That will automatically enter the Meeting ID and Password and connect you with the meeting.

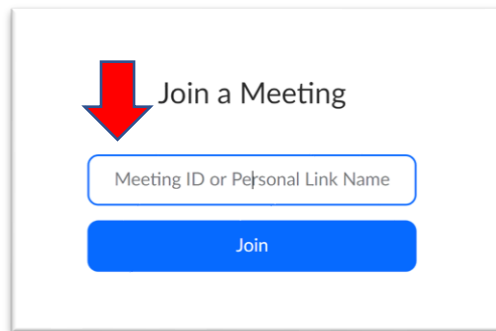
CONNECT TO ZOOM WITH MEETING ID AND PASSWORD:

If you only have the Meeting ID and password on paper, go to this website: zoom.us

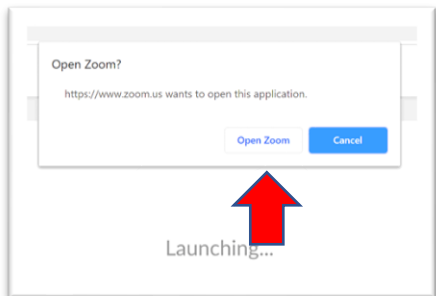
FOLLOW THE STEPS BELOW



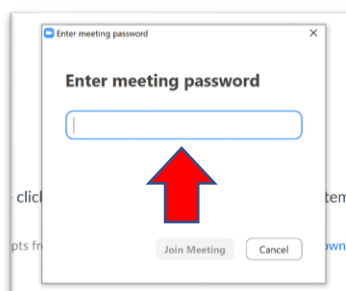
**STEP 1: GO TO WEBSITE: ZOOM.US.
CLICK ON “JOIN A MEETING”**



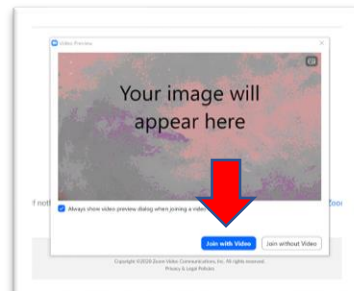
**STEP 2: ENTER THE MEETING ID NUMBER
IN THE BOX. CLICK “JOIN”**



STEP 3: CLICK “OPEN ZOOM”



STEP 4: ENTER PASSWORD



STEP 5: CLICK JOIN WITH VIDEO

CONNECT TO ZOOM BY TELEPHONE:

If you are unable to join the meeting by video on your computer/laptop, you may dial the telephone number provided with your meeting ID and passcode to join the Zoom meeting with audio only.

If you cannot join the meeting through the Zoom invite telephone number, please call the court clerk at 206-842-5641 for assistance.

CONNECT TO ZOOM BY SMARTPHONE:

Download the Zoom Cloud Meetings App.

Click Join a Meeting. Enter the Meeting ID. Click Join. Keep Video and audio on. Type in the password when prompted. You do not have to create a login or an account to use the Zoom App. Click Join with Video.

If you have trouble joining the Zoom meeting by computer or phone, call the court clerk at 206-842-5641 for assistance.

